





Make your precision crank balancing easier with our accessory kit.



WellCheck Inc.

- ~Electronic Edge Finder
- ~Reference Zero Locator
- ~Adjustable Parallel
- ~2 Angle Irons
- ~Heavy Metal Drilling Bars
- ~2 "Kant-Twist" Clamps

The purpose of this accessory kit is to easily locate centerline of the crankshaft, quickly center the bob weights in the journals, maintain reference zero once set, stabilize the crank in the V blocks for drilling and/or light milling, and a simple fixture for drilling the counter weights to install heavy metal. The Electronic Edge Finder is used to initially locate a common and repeatable zero and locate the spindle centerline over the mechanical centerline of the crankshaft, which is necessary to make the mass center coincide with the mechanical centerline. Reference Zero Locator is adjusted into a flywheel hole to accurately repeat the zero setting after the crank has been removed from the V Blocks or the process is interrupted for an extended period. Use of the Adjustable Parallel allows accurate setting of the bobweights to the center of the journal instead of some arbitrary location other than the desired journal center. The Angle Irons are used to easily stabilize the crankshaft for drilling or light milling. In most cases only one iron is necessary for the softer, non-nitrited counterweights of the cast steel cranks. For the higher performance 4340 Nitrited with elliptically cut counterweights, two angle irons are necessary to stabilize and maintain location. Drilling Bars are mounted securely to table so that counter weight can be precision drilled for Heavy Metal.



The kit is sold complete

Wellcheck Inc. 4013 Bienville Blvd. Ocean Springs, MS 39564. Email: Wellcheck1@aol.com Phone: (228) 872-3633